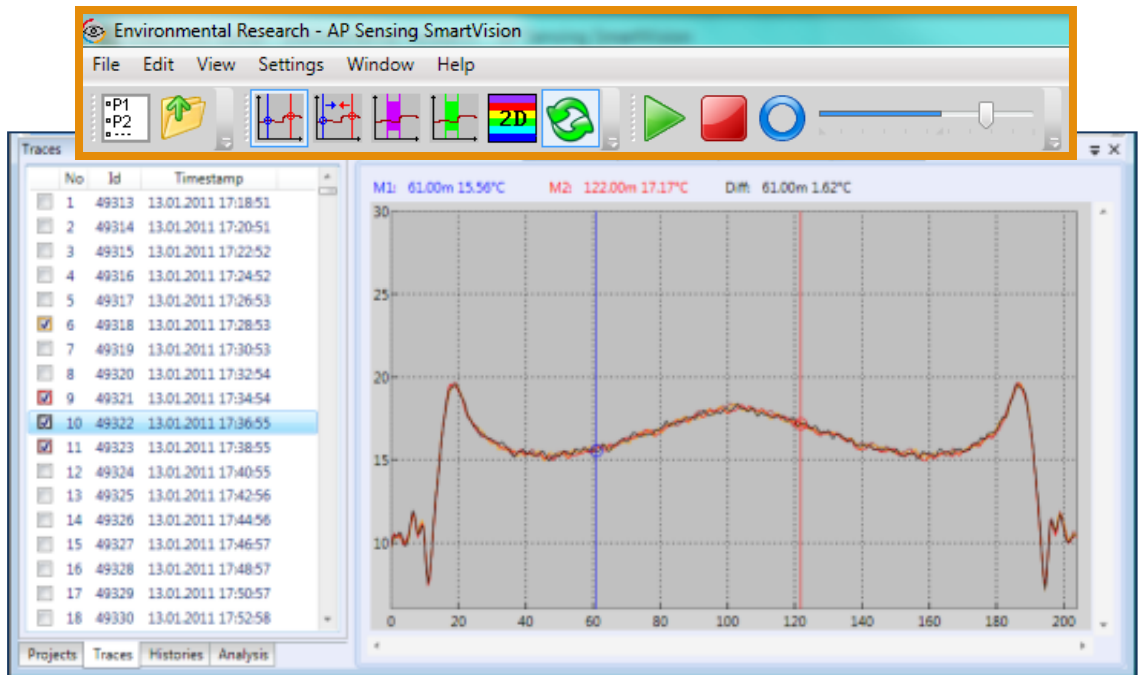


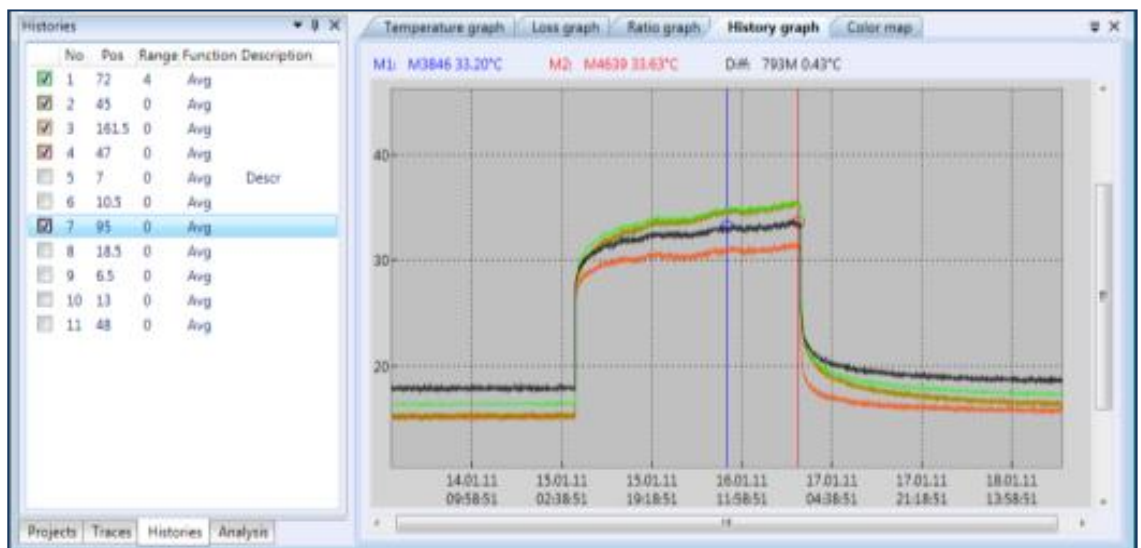
SmartVision

DTS data analysis and visualization software

SmartVision is an integrated data acquisition and handling software package that provides everything you need for **data analysis**, **data management** and **visualization**. It lets you view and store detailed analyses, statistics, history trace generation, colored 2D temperature mapping, and much more.



Trace comparison



History graph

SmartVision at a glance:

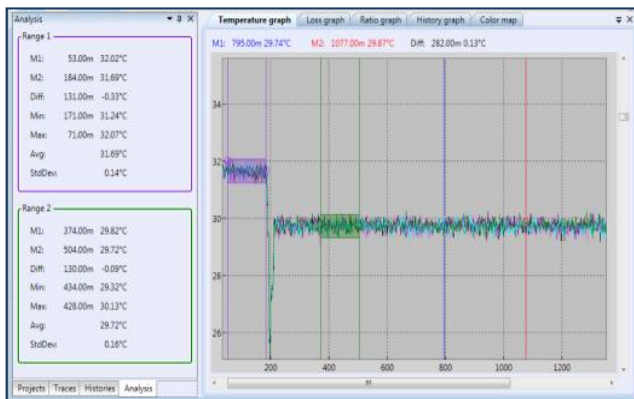
- Large central measurement database (up to 10 GByte)
- Trace visualization, analysis and statistics
- Post-measurement calibration
- Individual history graphs
- 2D color map
- Movie functionality
- Online data collector (optional)

Operating System:

- Windows 7™, XP™ or Vista™

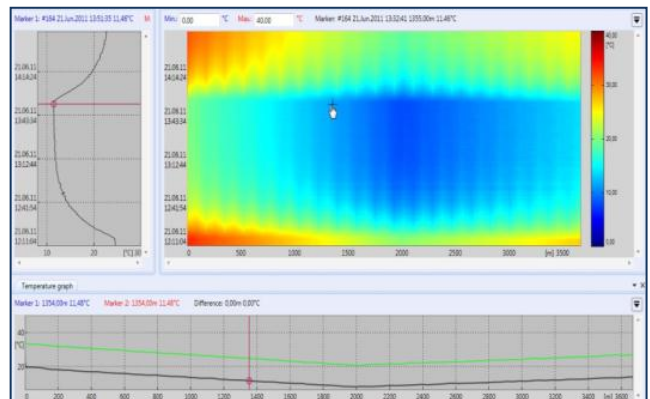
Recommended hardware:

- Dual core processor ≥ 2 GHz
- ≥ 2 Giga Byte Memory
- $\geq 1280 \times 1024$ Resolution



Temperature graph

2D trace analysis



Product specification and descriptions in this document subject to change without notice and are not binding to AP Sensing.

www.apsensing.com
info@apsensing.com

© AP Sensing GmbH, 2012



AP SENSING
advanced photonic 